



eLearning System Requirements

NNA eLearning Course System & Software Requirements

Online courses are not recommended for users who can't satisfy the following requirements. The NNA also offers [Live Seminars](#) for most Notary training courses.

- Operating System: Windows Vista®, Windows 7®, Mac OS® X 10.4 (Tiger®) or newer
- Web Browser: Microsoft Internet Explorer® IE9 or above ([FREE Download](#)) or Mozilla FireFox® ([FREE Download](#)) **NOTE: Windows XP and Mac users should download Firefox**
- Latest Java version [FREE Download](#)

Adobe Flash Player

To print your Certificate of Completion and to view some interactive pages and downloadable resources in our courses, you will need the free Adobe® Flash® Player. If this program is not already installed on your computer, [get it here](#).

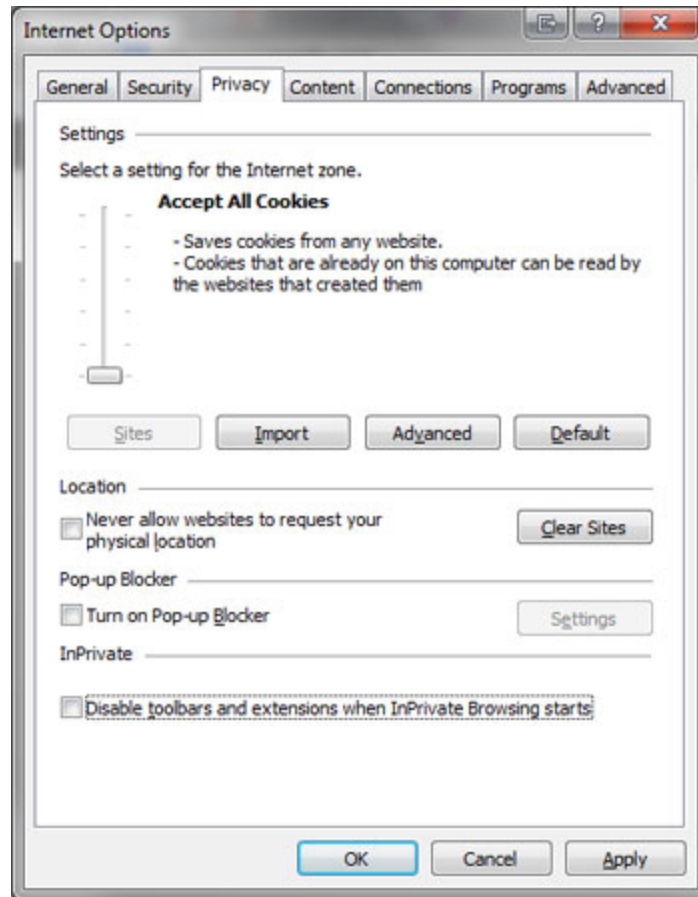
If you do not see any Flash animations in a course, or if you have problems viewing the course, you may need to update your Flash Player version. [Update Flash Player here](#).

Cookies

To use the bookmarking feature in our online courses, you must enable cookies in your browser. (You may disable cookies when you are not taking an online course.)

All instructions and images below are for **Windows Internet Explorer 9**. Click to view the same instructions for [Mozilla Firefox](#).

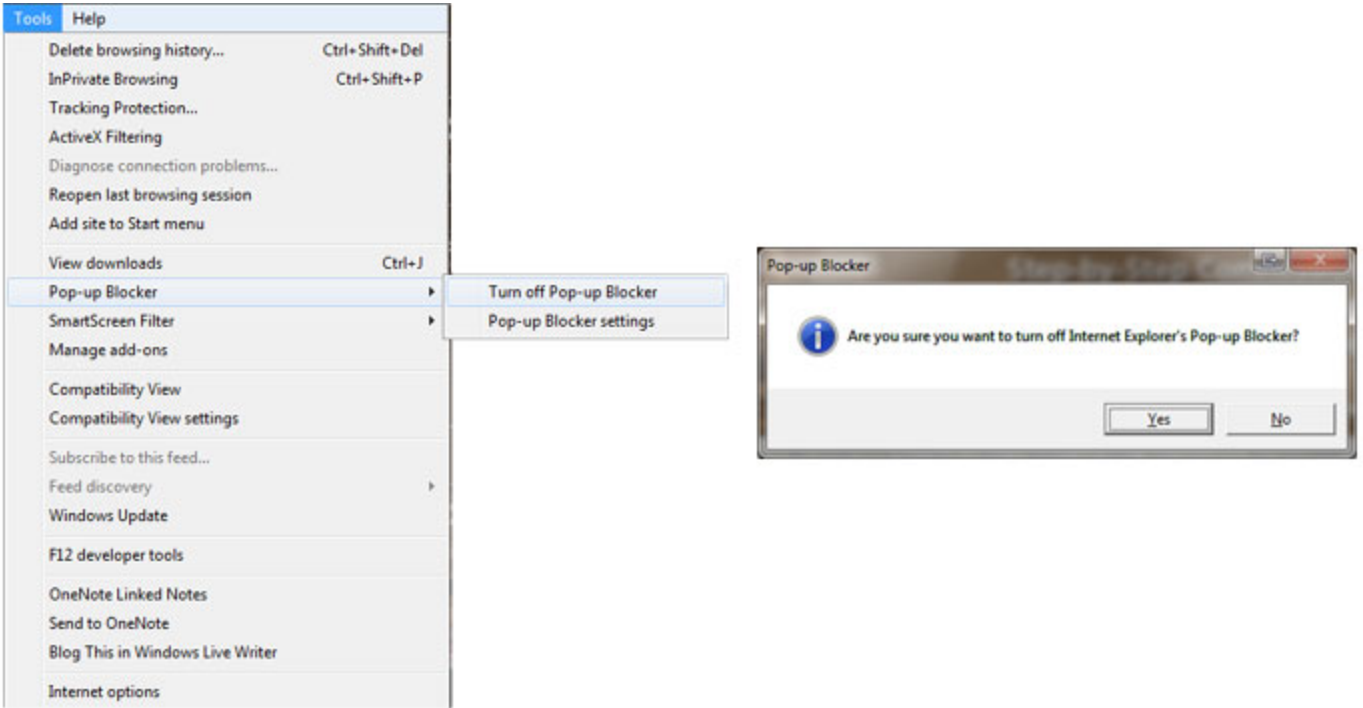
1. Open Internet Explorer.
2. Select Tools.
3. Select Internet Options.
4. Select Privacy.
5. Move the Settings slider all the way down to Accept All Cookies.
6. Click Apply.
7. Click OK.



Pop-up Blocker.

To use certain features on our online courses, you must turn off pop-up blocking in your browser. (You may turn pop-up blocking on when you are not taking an online course.)

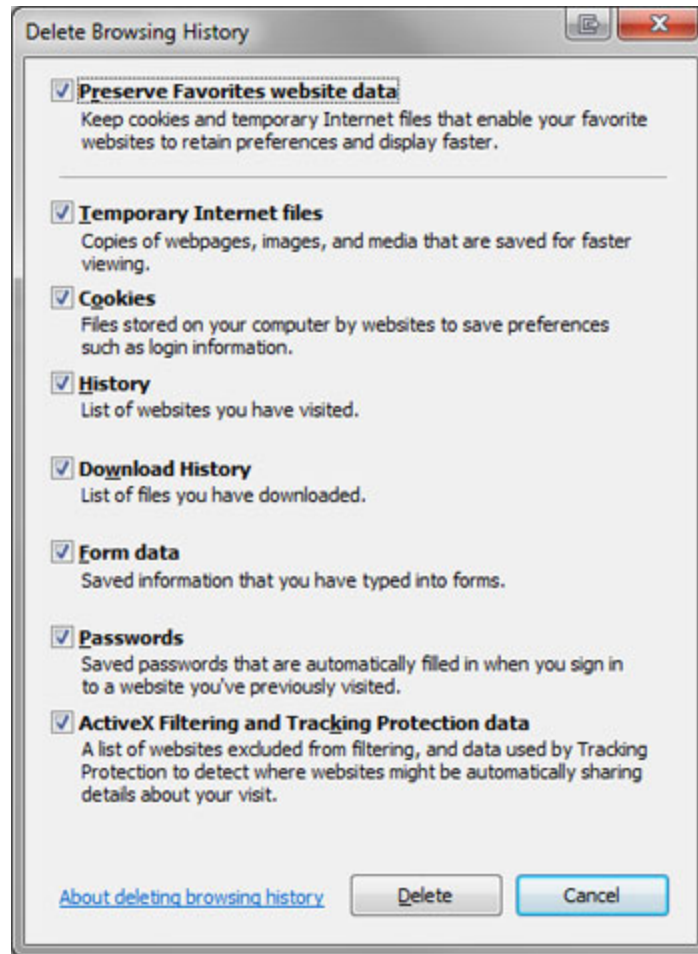
1. Open Internet Explorer.
2. Select Tools.
3. Select Pop-up Blocker.
4. Select Turn Off Pop-up Blocker.
5. Click Yes.



Browsing History

You may need to clear your browsing history, which can interfere with online course functionality.

1. Open Internet Explorer.
2. Select Tools.
3. Browsing History.
4. Click Delete.
5. Click Delete All.
6. Click Ok.



Internet Explorer 9

1. Cookies.
2. Popup Blocker.
3. Browsing History.

Mozilla Firefox

1. Cookies.
2. Popup Blocker.
3. Browsing History.